



# 2025 Product Guide

Quarter 1







# CONCRETE FINISHES

<b>Our Story . . . . .</b>	<b>4</b>
<b>The Snap Dock Advantage . . . . .</b>	<b>5</b>
<b>New Products . . . . .</b>	<b>6</b>
<b>Product Specifications. . . . .</b>	<b>7</b>
<b>Product Dimension . . . . .</b>	<b>9</b>
40" Dock Dimension	
40" x 60" Dock Dimension	
60" Dock Dimension	
80" Dock Dimension	
Snap Port Dimension	
Snap Port 80 Dimension	
Snap Port Inline Dimension	
Pontoon Port	
<b>Snap Port Installation Options. . .17</b>	
<b>Snap Port Accessories . . . . .</b>	<b>.18</b>
<b>Snap Port 80 Accessories . . . . .</b>	<b>.19</b>
<b>Snap Port Inline Accessories. . . .20</b>	

<b>Pontoon Port Accessories . . . . .</b>	<b>.21</b>
<b>Modular Gangways and Ramps . .22</b>	
<b>Accessories . . . . .</b>	<b>.23</b>
<b>Coupler System . . . . .</b>	<b>.24</b>
<b>Anchoring Options. . . . .</b>	<b>.26</b>
<b>Snap Dock Builder Tutorial . . . .32</b>	
<b>Residential Layouts . . . . .</b>	<b>.34</b>
<b>Commercial Layouts . . . . .</b>	<b>.35</b>
<b>Industrial Applications . . . . .</b>	<b>.36</b>
<b>Catalog . . . . .</b>	<b>.37</b>
<b>8 Year Limited Warranty. . . . .</b>	<b>.55</b>
<b>Gallery . . . . .</b>	<b>.58</b>




# Our Story

Snap Dock's story began in 1982, when our parent company first patented a rotationally molded collapsible container, quickly becoming the standard in the automotive and manufacturing industries. The company later expanded into other rotationally molded products that serve the industrial market. Along the way, we saw an unmet need for a rapidly deployable industrial floating walkway system. In 2018, Snap Dock launched a polyethylene floating walkway for the industrial market. Following the successful launch of this product, we began developing a recreational lineup in 2021 based on our core tenets of durability and ease of use. Each year since, we have sought to consistently expand our offering based on feedback from the market.




# The Snap Dock Advantage



## ATTRACTIVE NON-SLIP SURFACE

All dock sections feature an attractive non-slip surface that channels water and helps conceal dirt.

---



## SEAMLESS COLOR INTEGRATION

Snap Dock's coupler system matches seamlessly with your dock system for the perfect aesthetic.

---



## REINFORCED SURFACE SUPPORT

Snap Dock's product lineup is engineered with additional material to minimize deflection in the walking surface, ensuring rigidity.

---



## UNMATCHED STRENGTH

Snap Dock's coupler system allows our docks to withstand significant wave action in rough water. We guarantee consistent performance in even the most extreme weather conditions.

---



## INDUSTRIAL GRADE DURABILITY

All Snap Dock modular components are rotationally molded with industrial grade plastic (LLDPE) ensuring consistent performance in the most extreme weather conditions.

---



## BEST-IN-CLASS CUSTOMER SERVICE

We are committed to creating a family-like customer experience for distributors, dealers, and end users.








# New Products

## Pontoon Port




The Pontoon Port, will accommodate pontoons up to 25'. Refer to [page 8](#) for more details.

## Snap Port 80



Our widest PWC Lift, the Snap Port 80 provides 20 inches of walking surface on either side Refer to [page 8](#) for more details.

## Snap Port Inline



The Snap Port Inline is designed for efficiently storing multiple watercraft at once. Refer to [page 8](#) for more details.

## Bumper



Redesigned to feature softer, boat-safe material with lasting durability and adjustable cushioning. Refer to [page 51](#) for more details.

## Light Duty Pipe Bracket



The Light Duty Pipe Bracket accommodates a 2" nominal pipe (2.375" actual). Refer to [page 27](#) for more details.


## Low Profile Pipe Bracket



The Low Profile Pipe Bracket is used for our Snap Port Lineup. Designed with a 3" slotted hole (3.5" actual). Refer to [page 27](#) for more details.



# Product Specifications




## 40" DOCK SECTION

Capacity*	2150 lbs / 975 kg
Weight	178 lbs / 81 kg
Dimension	117" x 39"
SKU	SNAP120X40-GR-ASSY

## 40" X 60" DOCK SECTION

Capacity*	997 lbs / 453 kg
Weight	119 lbs / 54 kg
Dimension	59" x 39"
SKU	SNAP60X40-GR-ASSY




## 60" DOCK SECTION

Capacity*	3150 lbs / 1440 kg
Weight	270 lbs / 122 kg
Dimension	117" x 59"
SKU	SNAP120x60-GR-ASSY

## 80" DOCK SECTION

Capacity*	4224 lbs / 1916 kg
Weight	330 lbs / 150 kg
Dimension	117" x 79"
SKU	SNAP120x80-GR-ASSY



*\*Capacity at 100% Submersion\**







## SNAP PORT

Operating Capacity 1750 lbs / 794 kg  
Weight 381 lbs / 173 kg  
Dimension 168" x 59"  
SKU SNAP PORT-GR-ASSY

## SNAP PORT 80

Operating Capacity 1883 lbs / 855 kg  
Weight 427 lbs / 194 kg  
Dimension 156" x 79"  
SKU SNAP PORT80-GR-ASSY



## SNAP PORT INLINE

Operating Capacity 2460 lbs / 1116 kg  
Weight 729 lbs / 331 kg  
Dimension 326" x 59"  
SKU SNAP PORT INLINE-GR-ASSY

## PONTOON PORT

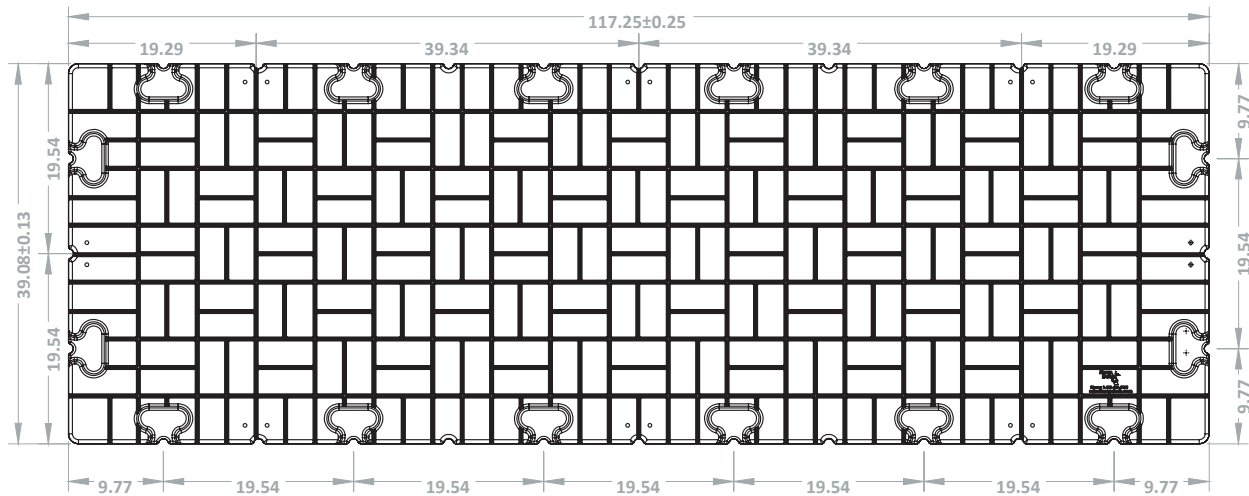
Operating Capacity 3000 lbs / 1361 kg  
Weight 1473 lbs / 669 kg  
Dimension 326" x 118"  
SKU PONTOON PORT-GR-ASSY



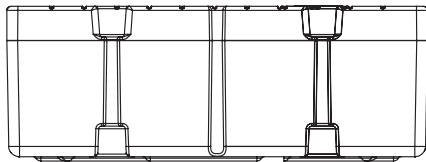


# 40" Dock Dimension

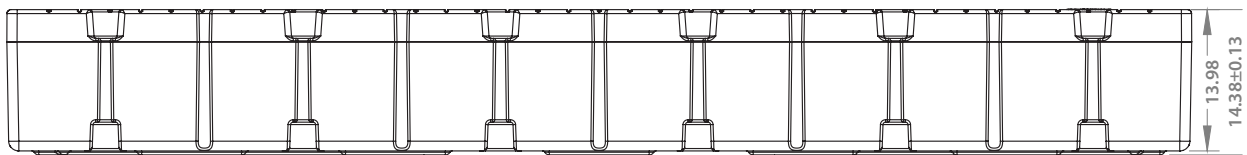
## TOP VIEW



## END VIEW



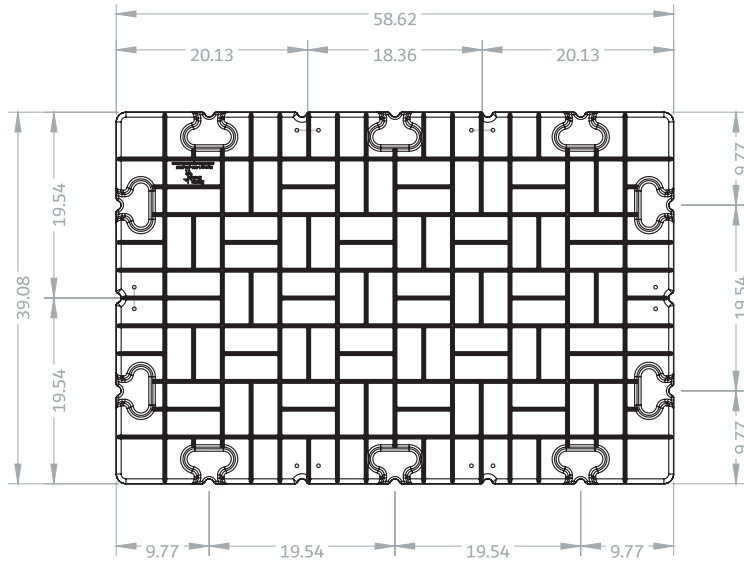
## SIDE VIEW



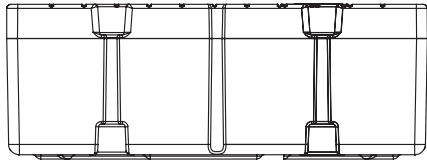


# 40" x 60" Dock Dimension

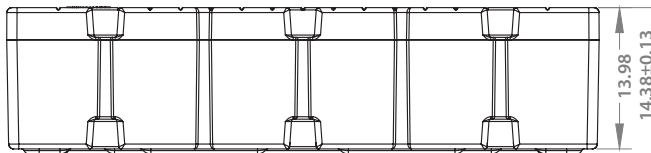
## TOP VIEW



## END VIEW

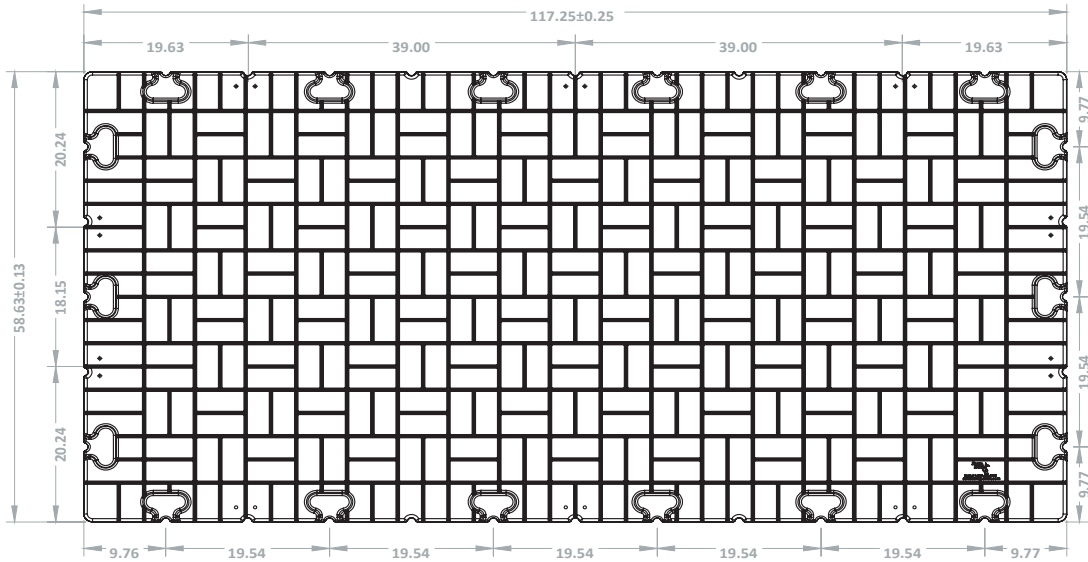


## SIDE VIEW

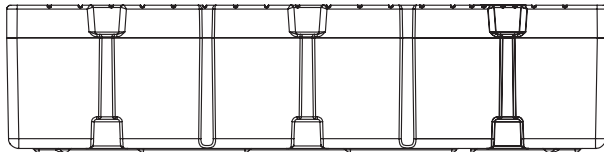


# 60" Dock Dimension

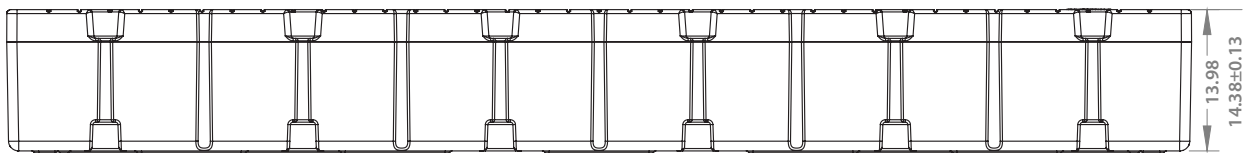
## TOP VIEW



## END VIEW



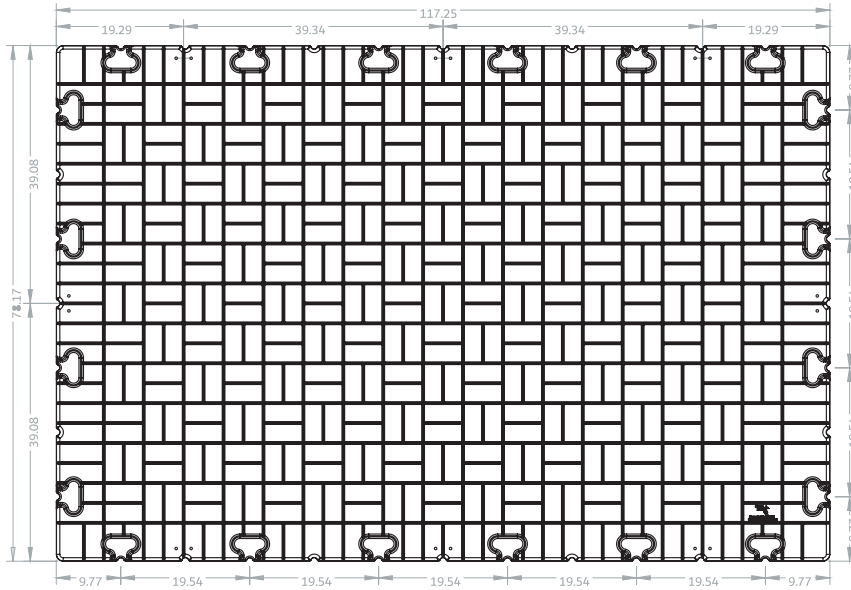
## SIDE VIEW



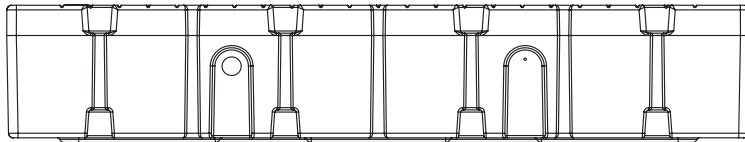


# 80" Dock Dimension

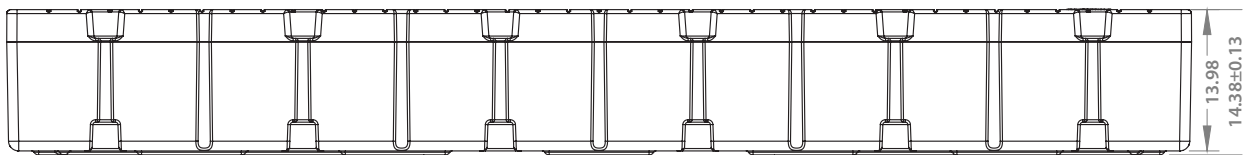
## TOP VIEW



## END VIEW

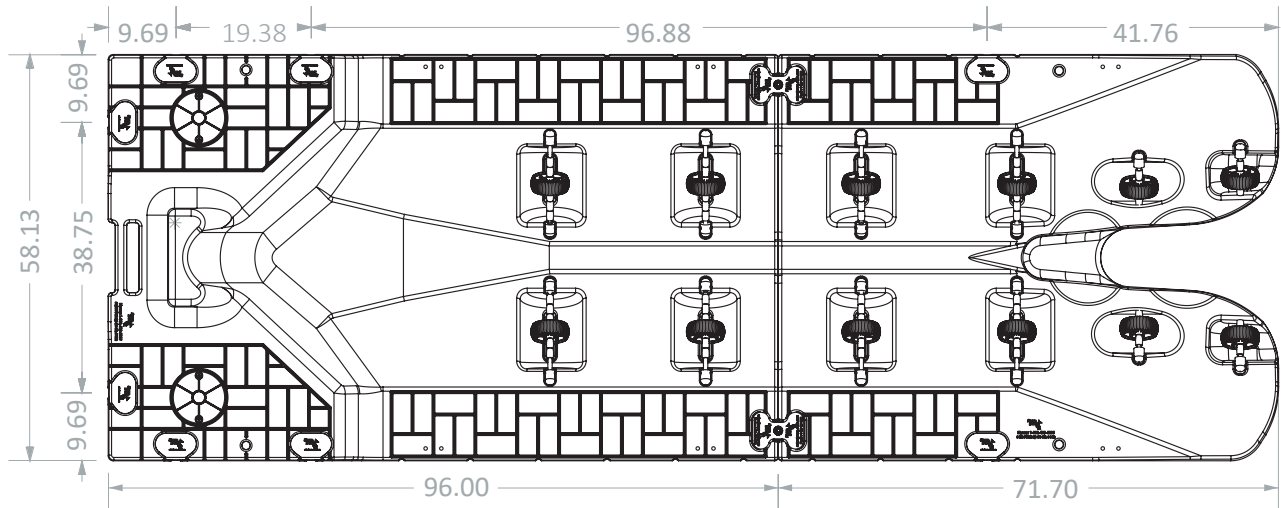


## SIDE VIEW

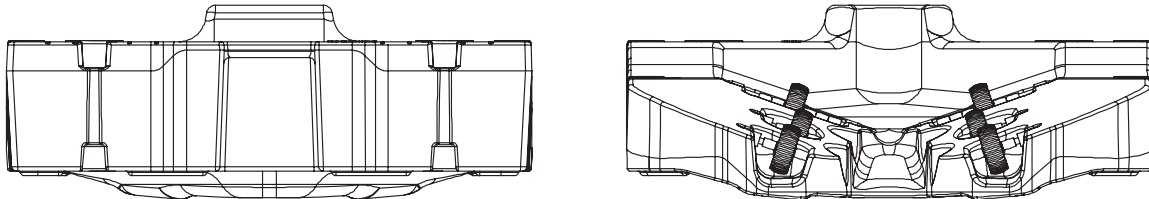


# Snap Port Dimension

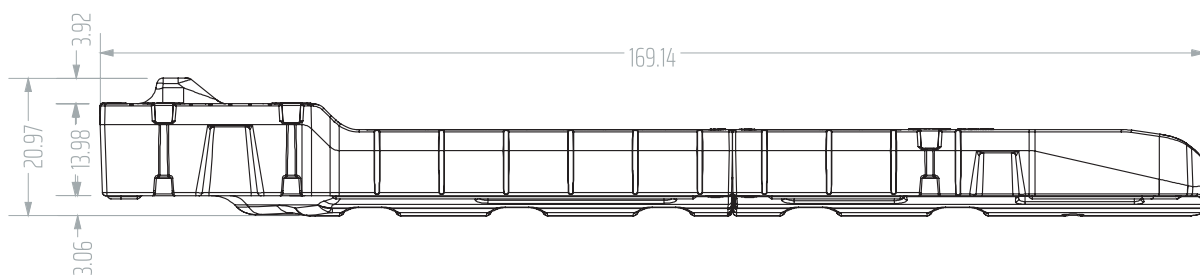
## TOP VIEW



## END VIEW



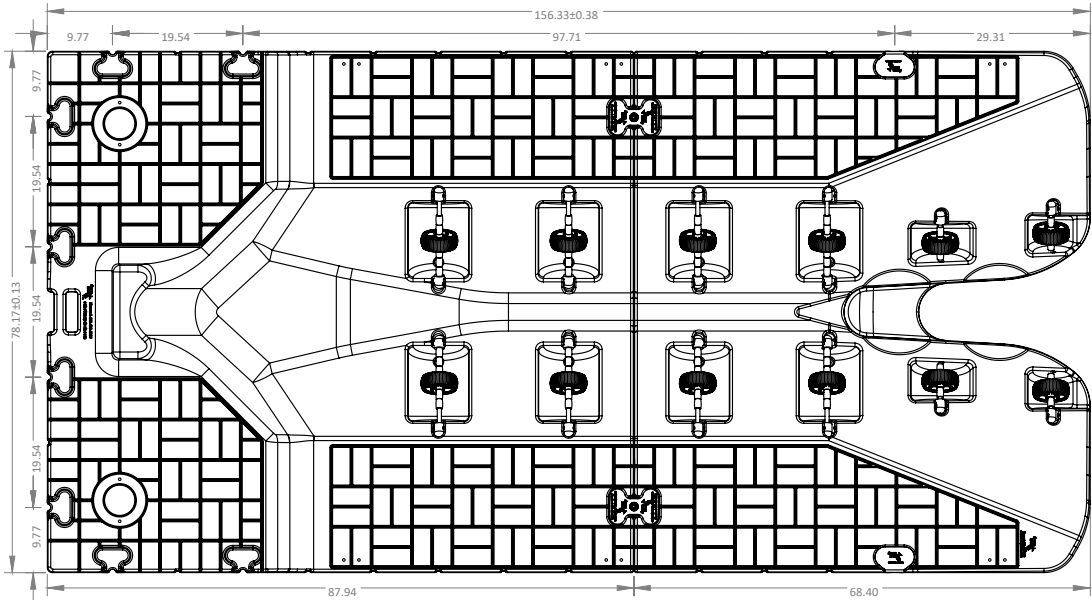
## SIDE VIEW



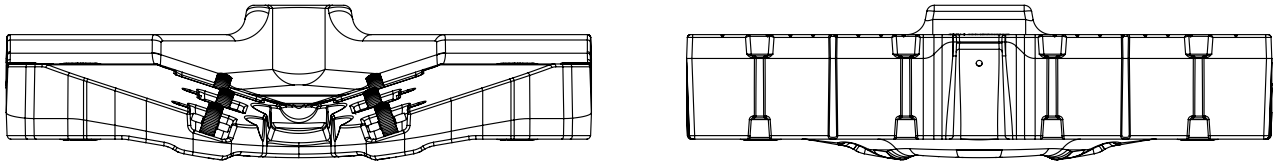


# Snap Port 80 Dimension

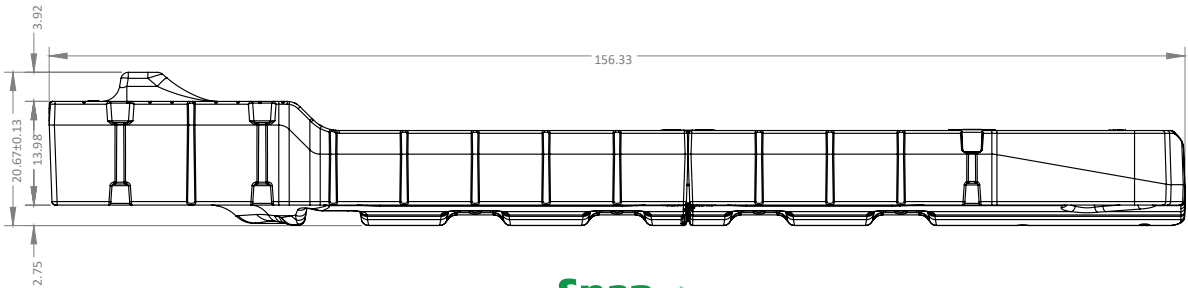
## TOP VIEW



## END VIEW

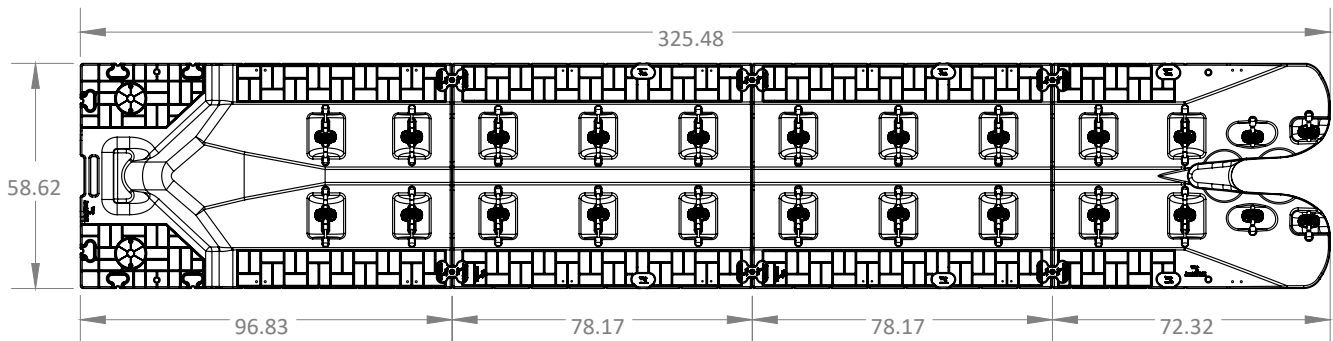


## SIDE VIEW

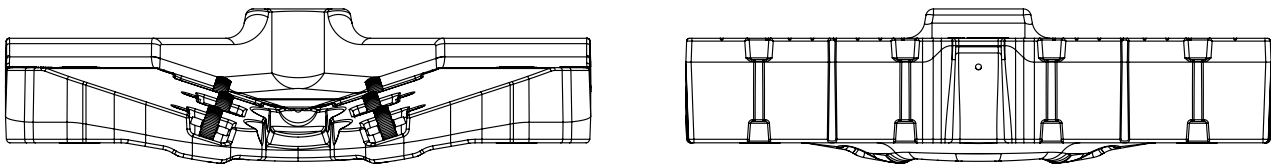


# Snap Port Inline Dimension

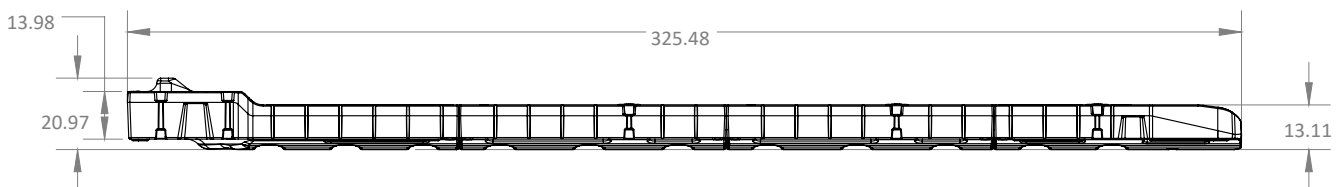
## TOP VIEW



## END VIEW




## SIDE VIEW



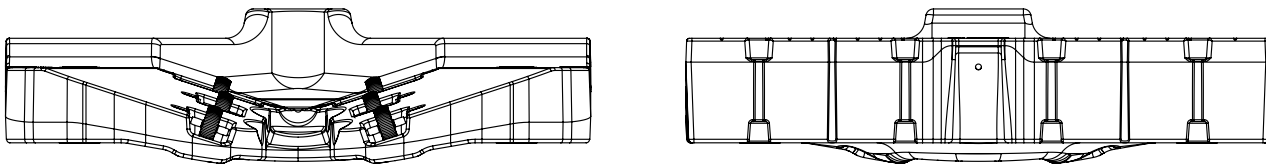


# Pontoon Port Dimension

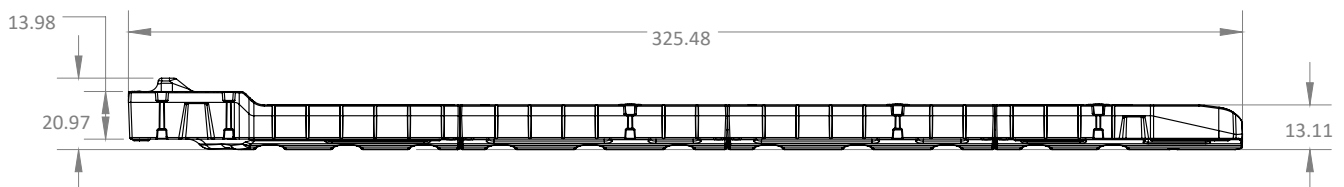
## TOP VIEW



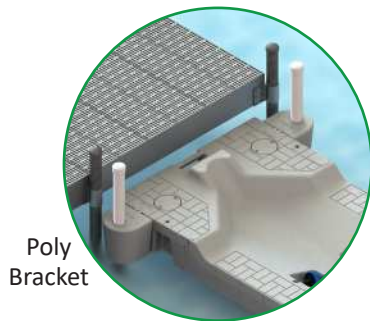
## END VIEW



## SIDE VIEW



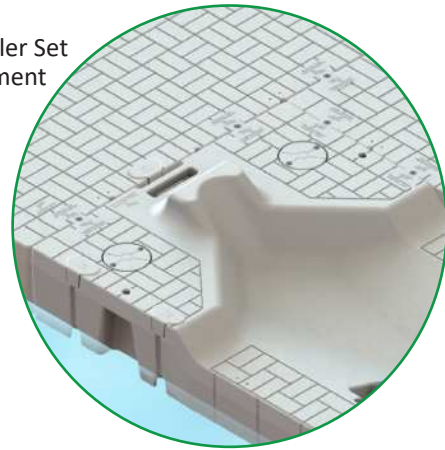
# Snap Port Installation Options




Poly  
Bracket



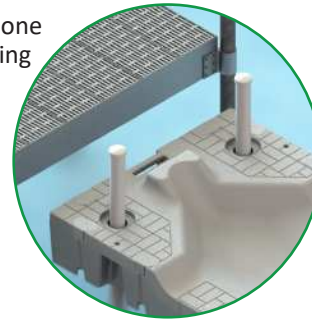
Hinge Kit



Full Coupler Set  
Attachment



Stand off  
Bracket



Stand-Alone  
Anchoring

## Specifications

Operating Capacity	1750 lbs / 794 kg
Weight	370 lbs / 168 kg
Dimension	168" x 59"
SKU	SNAP PORT-GR-ASSY

## Installation Options:

### Snap Dock Installations

- Patented Coupler System

### Floating Installations


- Hinge Kit

### Fixed Dock Installations

- Stand Off Bracket
- Stand-Alone Anchoring



# Snap Port Accessories




## Port Cover Kit:

SKU PORT COVER-GR-ASSY

Quantity 2

### Bill of Material

- PORT COVER-GR (2)
- SCREW-COV (4)




## Port Coupler Set:

SKU CPLR-PORT-GR

Quantity 2

### Bill of Material

- CPLR-GR (2)
- BOLT-S-GR (1)
- NUT-GR (1)
- DRIVETOOL (1)



## Port Roller Long Set:

SKU ROLLER-L

Quantity 8

### Bill of Material

- SPACER (5)
- WHEEL (1)
- PLUG (2)
- SBAR-15 (1)



## Pocket Filler:

SKU PFILL-GR

Quantity 8

### Bill of Material

- PFILL-GR (1)



## Port Roller Short Set:

SKU ROLLER-S


Quantity 4

### Bill of Material

- SPACER (2)
- WHEEL (1)
- PLUG (1)
- SBAR-8 (1)



# Snap Port 80 Accessories



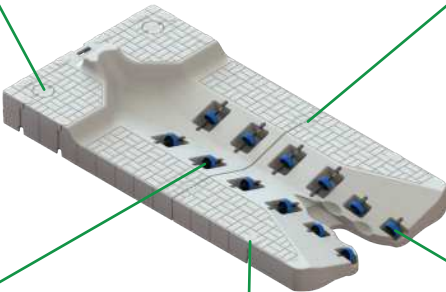
**Port Cover Kit:**

SKU	PORT COVER-GR-ASSY
Quantity	2
Bill of Material	
	• PORT COVER-GR (2)
	• SCREW-COV (4)



**Port Coupler Set:**

SKU	CPLR-PORT-GR
Quantity	2
Bill of Material	
	• CPLR-GR (2)
	• BOLT-S-GR (1)
	• NUT-GR (1)
	• DRIVETOOL (1)



**Port Roller Long Set:**

SKU	ROLLER-L
Quantity	8
Bill of Material	
	• SPACER (5)
	• WHEEL (1)
	• PLUG (2)
	• SBAR-15 (1)



**Pocket Filler:**

SKU	PFILL-GR
Quantity	8
Bill of Material	
	• PFILL-GR (1)




**Port Roller Short Set:**

SKU	ROLLER-S
Quantity	4
Bill of Material	
	• SPACER (2)
	• WHEEL (1)
	• PLUG (1)
	• SBAR-8 (1)



# Snap Port Inline Accessories



## Port Cover Kit:

SKU PORT COVER-GR-ASSY

Quantity 2

### Bill of Material

- PORT COVER-GR (2)
- SCREW-COV (4)




## Port Coupler Set:

SKU CPLR-PORT-GR

Quantity 6

### Bill of Material

- CPLR-GR (2)
- BOLT-S-GR (1)
- NUT-GR (1)
- DRIVETOOL (1)



## Port Roller Long Set:

SKU ROLLER-L

Quantity 18

### Bill of Material

- SPACER (5)
- WHEEL (1)
- PLUG (2)
- SBAR-15 (1)



## Pocket Filler:

SKU PFILL-GR

Quantity 12

### Bill of Material

- PFILL-GR (1)



## Port Roller Short Set:

SKU ROLLER-S

Quantity 4

### Bill of Material

- SPACER (2)
- WHEEL (1)
- PLUG (1)
- SBAR-8 (1)




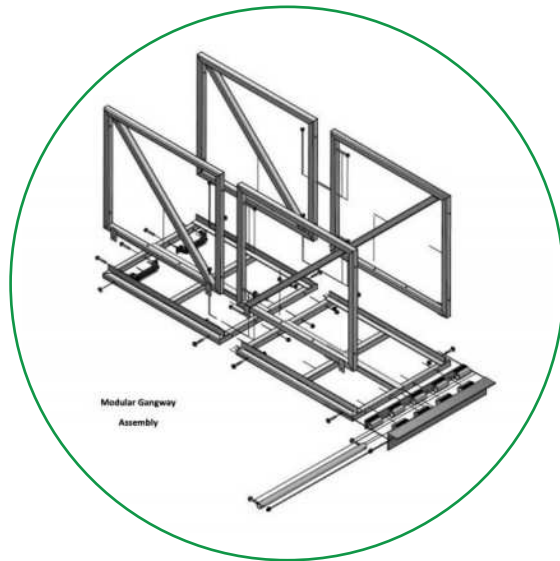
# Pontoon Port Accessories

Product	SKU	Quantity
Port Cover Kit	PORT COVER-GR-ASSY	2
Port Roller Long Set	ROLLER-L	40
Port Roller Short Set	ROLLER-S	8
Port Coupler Set	CLPR-PORT-GR	12
Pocket Filler	PFILL-GR	24
Entry Guard Assembly	ENTRY GUARD-BLK-ASSY	2





# Modular Gangways and Ramps



Product	SKU
4' x 4' Modular Gangway	GWAY-R-4X4-ASSY
4' x 8' Ramp Assembly	RAMP-4X8

## Gangway Description:

The residential gangways are framed out with a box pattern using 1" x 2" square tubing. In addition, railings are welded onto the frame. Modular gangways can be combined up to 20'.

## Ramp Description:

The ramps are framed out with a box pattern utilizing 1" x 2" square tubing. Ramps exclude railings.

Note: All gangways and ramps come with composite decking.

# Accessories

Product	SKU
4' Abutment Hinge	HINGE-A4
4' Gangway Hinge (3-Pocket)	GHINGE-3P4-ASSY
4' Gangway Roller Assembly	GROLLER-4-KIT
4-Step Retractable Ladder Assembly	LADDER-4-ASSY
Dog Step Ladder Assembly	DSTEP-ASSY
Umbrella Sleeve	USTAND
Kayak Rack	K-RACK
Bench Assembly	BENCH-GR-ASSY



Abutment Hinge



4' Gangway Hinge  
(3-Pocket)



4' Gangway  
Roller Assembly



4-Step Retractable  
Ladder Assembly



Dog Step Assembly



Umbrella Sleeve

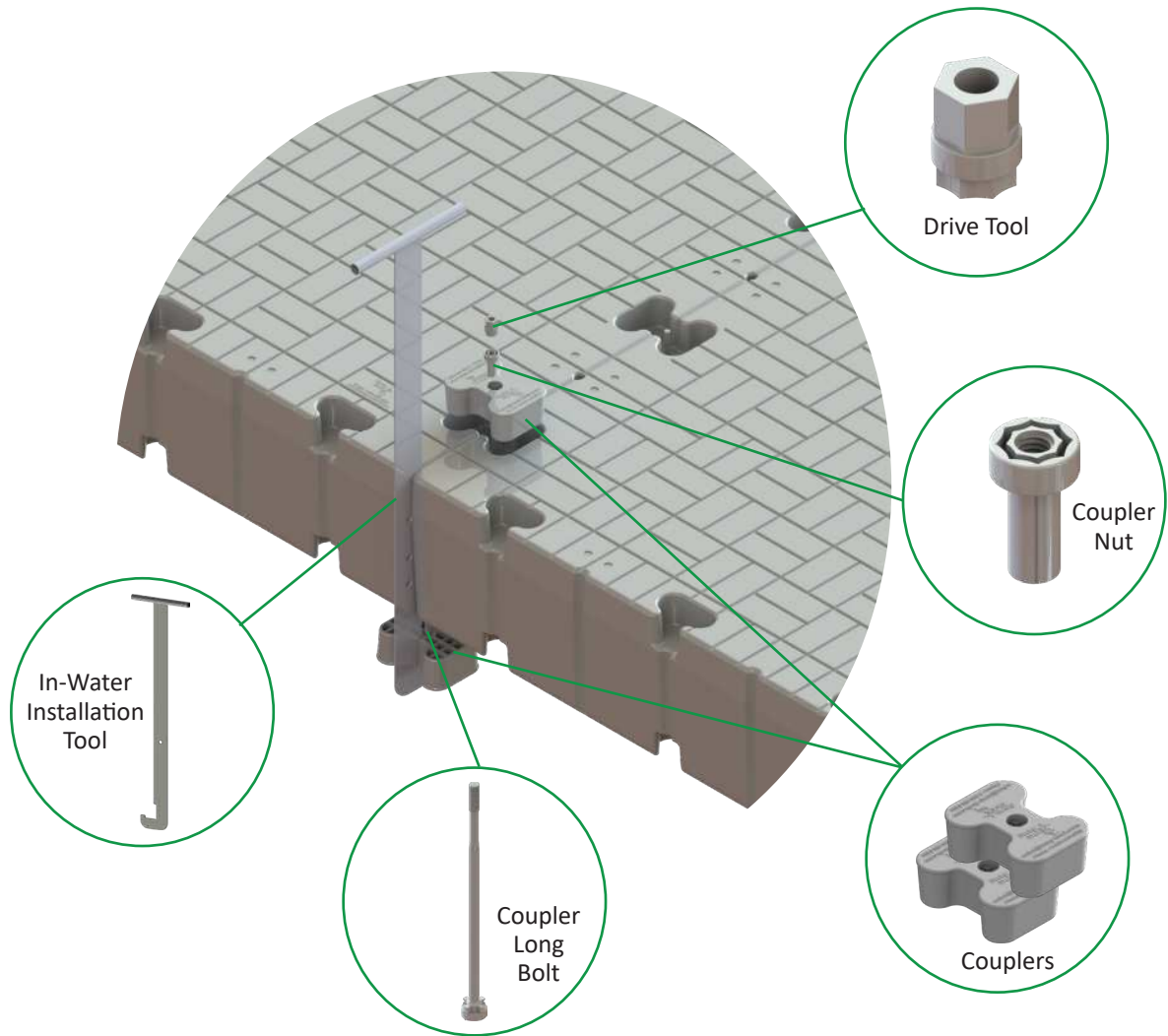


Kayak Rack



Bench Assembly

# Coupler System



Individual Product SKUs:

In-Water Installation Tool

Coupler

Coupler Long Bolt

Coupler Nut

Drive Tool

SNAP INSTALL

CPLR-GR

BOLT-L-GR

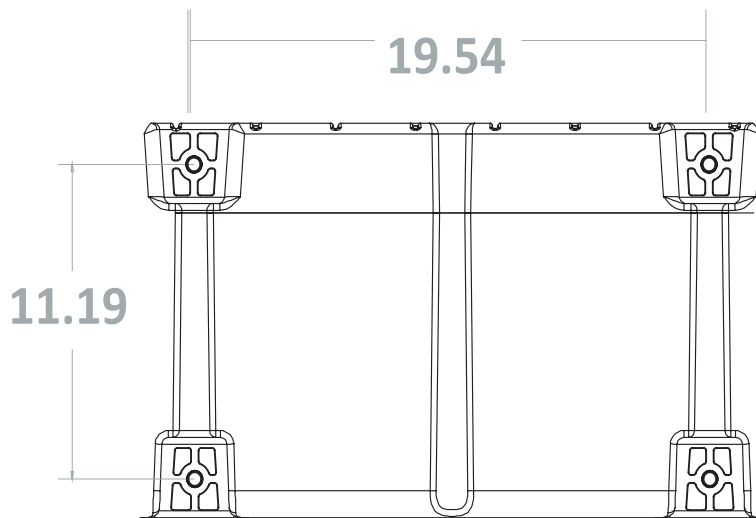
NUT-GR

DRIVETOOL



# Half Couplers Hardware Connectors

Center-to-Center Distance  
Between Pockets

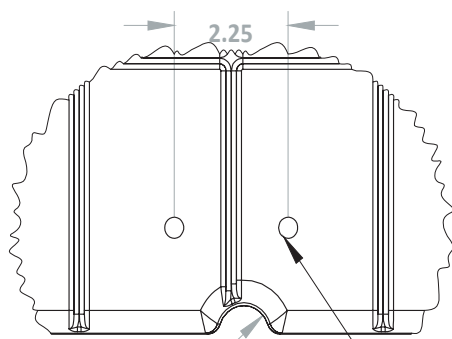


Male Half Coupler:

- HALFCLPR-GR-ASSY (1)
- LOCKNUT-N (1)
- WASHER (1)

Note: The molded bolt thread is 5/8"

DETAIL B



Cleat Mount  
Location

R0.50

18-8 STAINLESS THREADED INSERT  
5/16"-18 X 0.375"



Female Half Coupler:

- HALFCPLR-F-GR-ASSY (1)

Note: 5/8" hex bolt with stainless steel washer needed. Hardware Not Included.



# Hinge Kits

## 8" Galvanized Hinge Kit:

SKU HINGE-KIT-GALV-S-ASSY

- HALFCLPR-GR-ASSY (2)

## 10" Galvanized Hinge Kit:

SKU HINGE-KIT-GALV-ASSY

- HALFCLPR-GR-ASSY (2)

## 10" Stainless Steel Hinge Kit


SKU HINGE-KIT-SS-ASSY

- HALFCLPR-GR-ASSY (2)


## 16" Galvanized Hinge Kit:

SKU HINGE-KIT-GALV-XL-ASSY



- HALFCLPR-GR-ASSY (2)



10" Galvanized Hinge Kit



16" Galvanized Hinge Kit



Male Half Coupler



Female Half Coupler



### Male Half Coupler:

- HALFCLPR-GR-ASSY (1)
- LOCKNUT-N (1)
- WASHER (2)

Price: \$ 48.00

Note: The molded bolt thread is 5/8"

### Female Half Coupler:

- HALFCLPR-F-GR-ASSY (1)

Price: \$ 48.00

Note: 5/8" hex bolt with stainless steel washer needed.

Hardware Not Included

# Pipe Bracket

## Standard Duty Pipe Bracket:

SKU STD-BRKT-GR-ASSY

- STD-BRKT-GR (1)
- CPLR-PORT-GR (1)

## Light Duty Pipe Bracket:

SKU LTD-BRKT-GR-ASSY

- LTD-BRKT-GR (1)
- CPLR-SET-GR (1)

## Low Profile Pipe Bracket:

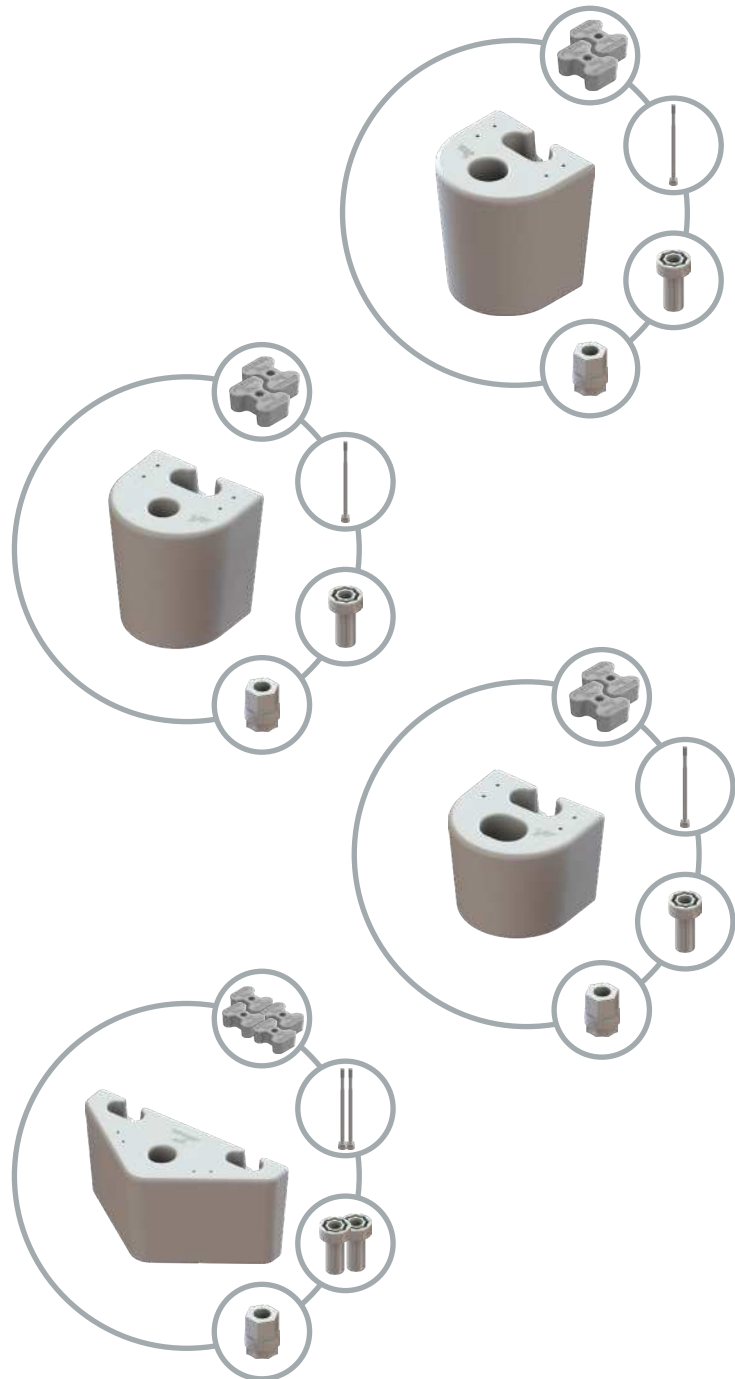
SKU LOW-BRKT-GR-ASSY

- LOW-BRKT-GR (1)
- CPLR-PORT-GR (1)

## Heavy Duty Pipe Bracket:

SKU HD-BRKT-GR-ASSY

- HD-BRKT-GR (1)
- CPLR-SET-GR (2)





# Piling Bracket




(2) Full Coupler Sets



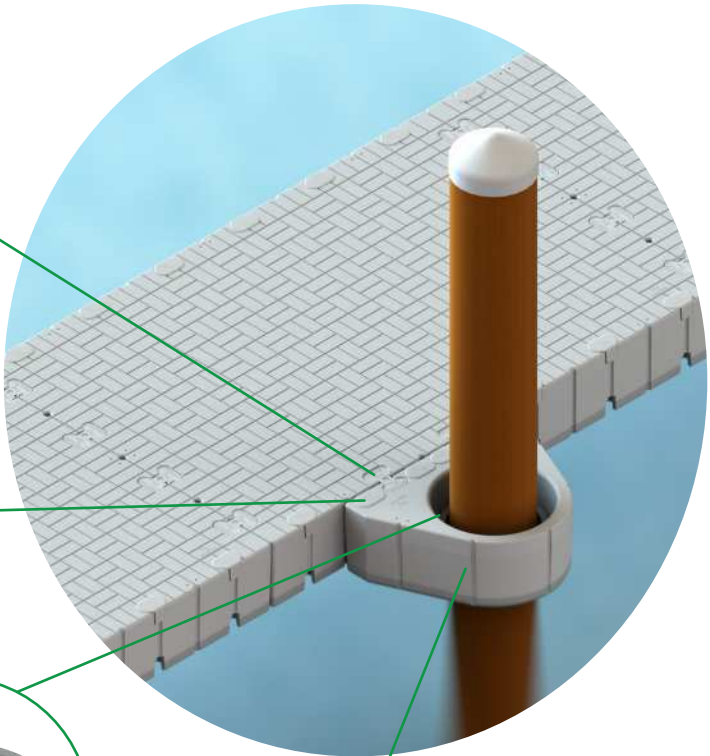
(4) Pocket Fillers



(1) Wear Ring and Hardware



(1) Piling Bracket



Piling Bracket (PIL-BRKT-GR-ASSY):


- PIL-BRKT-GR (1)
- RING20X3 (1)
- CPLR-SET-GR (2)
- PFILL-GR (4)

**\*Maximum Piling Diameter-16"\***


The design incorporates a replaceable wear ring and six pockets to adjust the bracket in 6.5" increments.



# Stand Off Brackets



-or-



## Stand Off Bracket:

- SO BRKT
- Grainger Item # 30LX64

To purchase the stand off bracket, visit [Grainger's website](#).

## "Z" Pipe Stand Off Bracket:

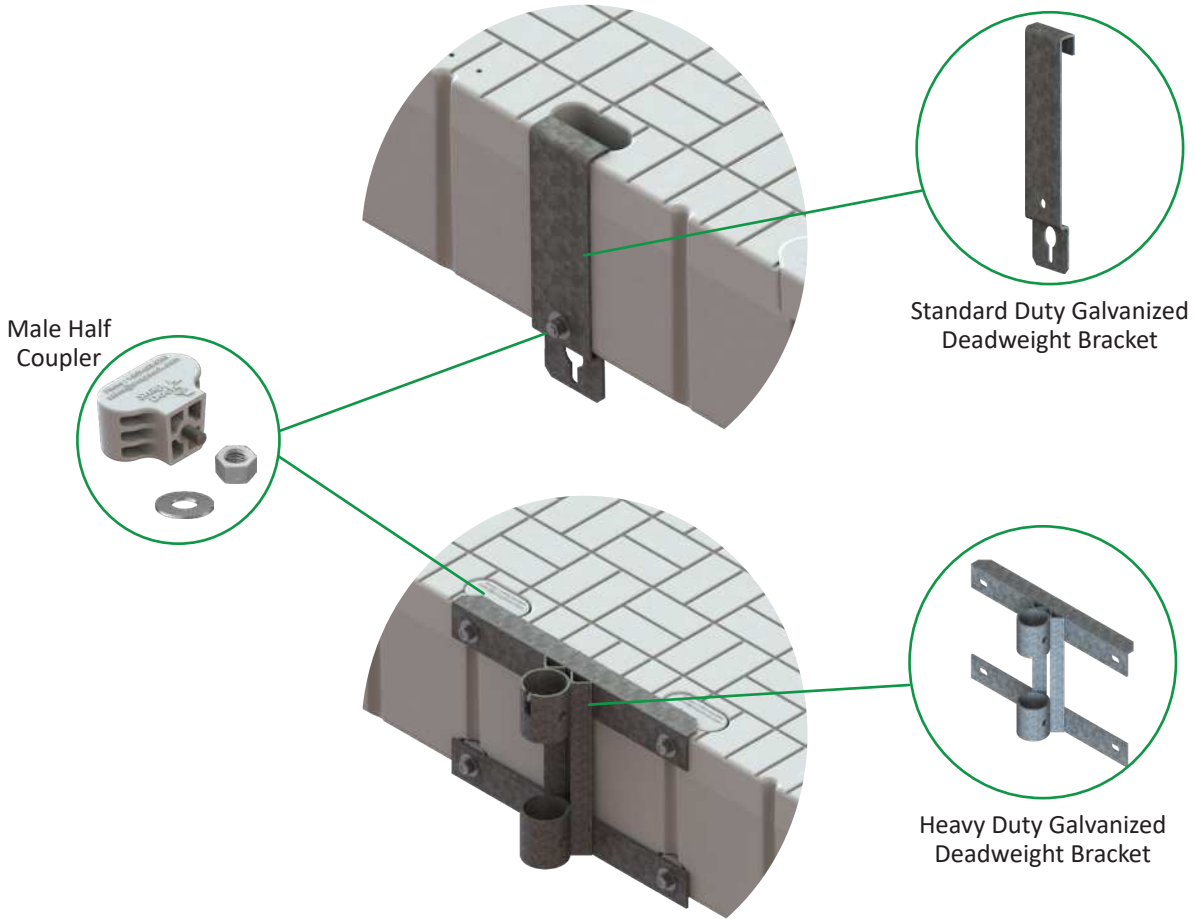
- SO Z BRKT (1)
- 5/16" U Bolt\* (1)
- Lock Nut\* (2)

Note: Screws up to 1/4" can be used to mount the "Z" bracket.

\*Installation hardware is buyer's responsibility\*



# Deadweight Brackets



**Standard Duty Galvanized Deadweight Bracket:**


- ANCR-ASSY (1)
- HALFCLPR-GR-ASSY (1)

**Heavy Duty Galvanized Deadweight Bracket:**


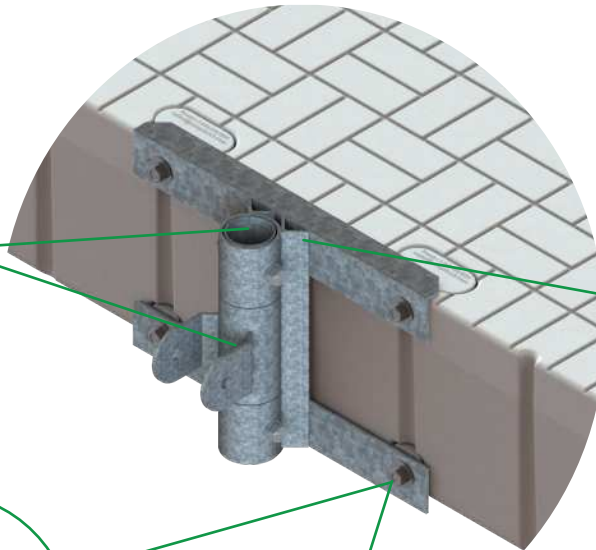
- ANCR-PIPE (1)
- Half Couplers Sold Separately



# Stiff Arm Assembly



Stiff Arm Adapter



Heavy Duty Galvanized Deadweight Bracket



Male Half Coupler

-or-



Female Half Coupler

## Stiff Arm Assembly (STIF-ASSY):

- ANCR-PIPE (1)
- STIF-ADPT (1)
- HALFCLPR-GR-ASSY (4)

## Stiff Arm Adapter:

- STIF-ADPT (1)
- LOCKNUT-N\*
- WASHER\*
- BOLT (McMaster # 92186A812)\*

\*Installation hardware is buyer's responsibility\*





# Snap Dock Builder Tutorial

The Snap Dock Builder allows customers to configure their own dock layout which can then be shared with a dealer.

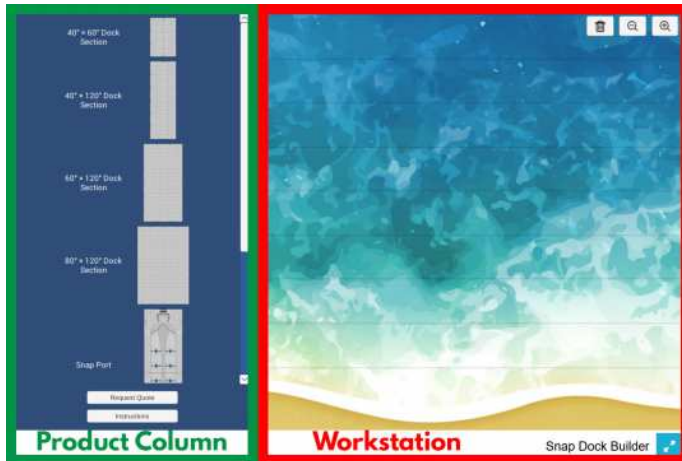


Figure 1

Figure 1 illustrates the initial screen an end user or dealer sees when clicking on the **Snap Dock Builder** tab on our website.

The **Product Column** outlined in **RED** identifies Snap Dock Products that make up a dock layout.

The **Workstation** is outlined in **GREEN**, which identifies the area in which items will appear to construct a draft layout.

Figure 2 illustrates a 60" dock section that is selected to start a dock layout.

To choose a product, hover the mouse pointer over the desired item, then *single-click* to place it into the Workstation.

Note: Keep in mind that selecting an item multiple times will create the same number of items in the workstation. If unwanted items populate, drag the item to the trash can icon to dispose of object.

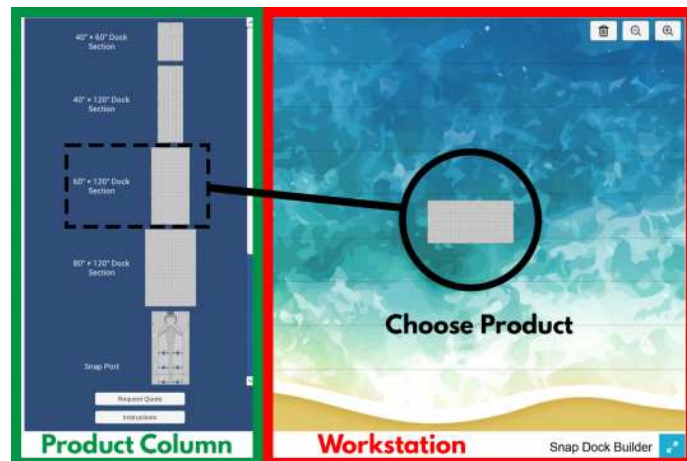


Figure 2



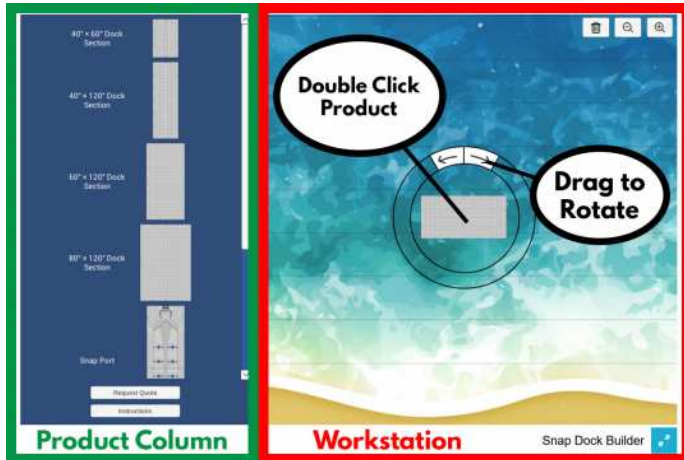


Figure 3

Figure 3 illustrates how to rotate a 60" component once it is in the Workstation.

To rotate an object, the user needs to double-click directly on the product. The circular rotational tool will appear as two circles with opposite directional arrows. Users need to use the cursor to click and drag the item in a circular motion for the preferred angle.

Figure 4 illustrates how a drafted layout will be presented using the **Snap Dock Builder** application tool.

For end users, a Request Quote button will appear under the Product column. This option allows the user to send the completed draft layout to the sales team to receive a quote.

Dealers can create a screenshot of the Snap Dock Builder after completing a draft. This will create a image to share with the customer.

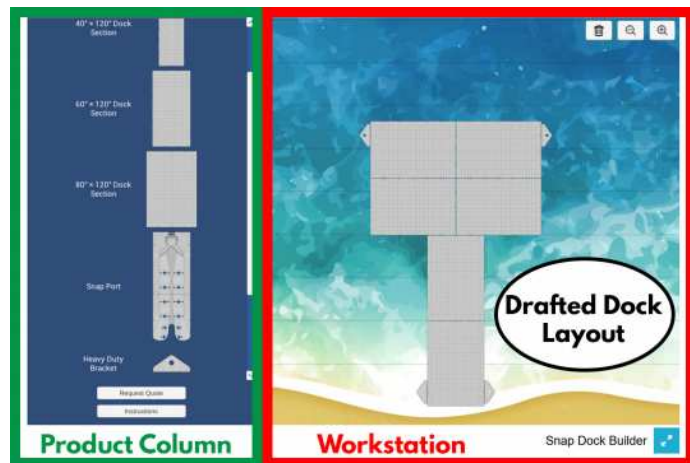




Figure 4

# Residential Layouts



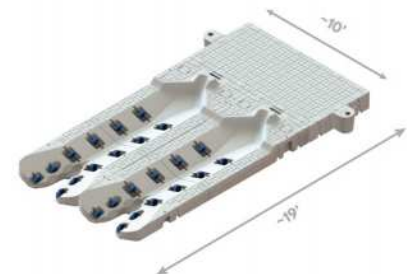
## " T " FLOATING DOCK

SNAP120X60-GR-ASSY	4
BUMPER-GR-ASSY	6
CORNER-GR-ASSY	4
STD-BRKT-GR-ASSY	4
CPLR-SET-GR	15




## PLATFORM FLOATING DOCK

SNAP120X80-GR-ASSY	4
SNAP120X40-GR-ASSY	2
CORNER-GR-ASSY	2
PIL-BRKT-GR-ASSY	4
CPLR-SET-GR	28



## MULTI PORT AND 60" DOCK CONFIGURATION


SNAP120X60-GR-ASSY	1
SNAP PORT-GR-ASSY	2
STD-BRKT-GR-ASSY	2
CPLR-SET-GR	6



## MULTI PORT AND 40" DOCK CONFIGURATION

SNAP120X40-GR-ASSY	1
SNAP60X40-GR-ASSY	1
SNAP PORT-GR-ASSY	2
CPLR-SET-GR	6

# Commercial Layouts




## " U " SHAPE MULTI-SLIP DOCK

SNAP120X80-GR-ASSY	6
SNAP120X40-GR-ASSY	8
CORNER-GR-ASSY	6
STD-BRKT-GR-ASSY	4
HD-BRKT-GR-ASSY	2
CPLR-SET-GR	36




## PLATFORM FLOATING DOCK

SNAP120X60-GR-ASSY	12
STD-BRKT-GR-ASSY	4
CPLR-SET-GR	78



## MULTI-SLIP SNAP PORT DOCK

SNAP120X40-GR-ASSY	5
SNAP PORT-GR-ASSY	10
PIL-BRKT-GR-ASSY	3
CPLR-SET-GR	38



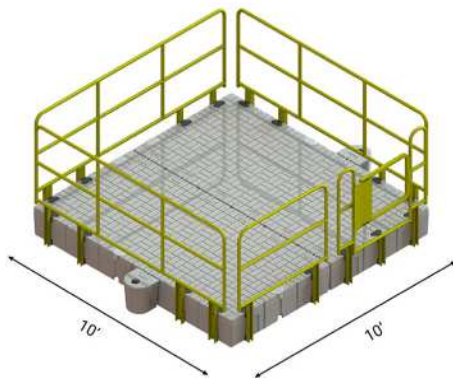
## MULTI-SLIP MARINA

SNAP120X60-GR-ASSY	12
SNAP120X40-GR-ASSY	20
SNAP60X40-GR-ASSY	1
STD-BRKT-GR-ASSY	10
CPLR-SET-GR	76



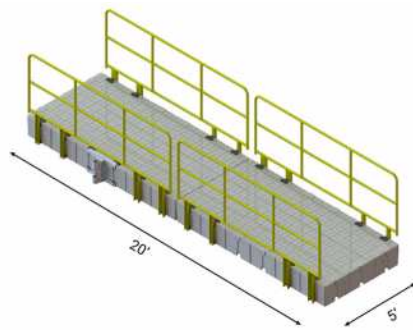


# Industrial Applications



## WORK PLATFORM


SNAP120X60-GR-ASSY	2
STD-BRKT-GR-ASSY	2
CPLR-SET-GR	6
HALFCPLR-GR-ASSY	34
HR-111-YELLOW	3
HR-52-YELLOW	1
HR-52-G-YELLOW	1
HR-SG-YELLOW	1



## WALKWAY

SNAP120X60-GR-ASSY	2
CPLR-SET-GR	3
HALFCPLR-GR-ASSY	32
HR-111-YELLOW	4

# Plastic Products




40" Dock Section

SKU SNAP120X40-GR-ASSY

Dimension: 117" x 39"

Description:  
(1) 40" dock section (light gray),  
and (12) pocket fillers




40" x 60" Dock Section

SKU SNAP60x40-GR-ASSY

Dimension: 59" x 39"

Description:  
(1) 40" x 60" dock section (light gray),  
and (6) pocket fillers




60" Dock Section

SKU SNAP120x60-GR-ASSY

Dimension: 117" x 59"

Description:  
(1) 60" dock section (light gray),  
and (12) pocket fillers

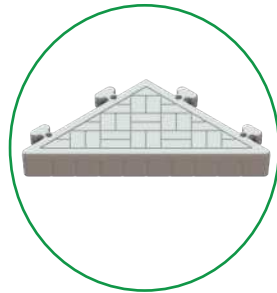


80" Dock Section

SKU SNAP120X80-GR-ASSY

Dimension: 117" x 79"

Description:  
(1) 80" dock section (light gray),  
and (12) pocket fillers



Corner Gusset

SKU CORNER-GR-ASSY

Dimension: N/A

Description:  
(1) corner gusset (light gray), and  
(1) corner gusset bolt kit



Snap Port Assembly

SKU SNAP PORT-GR-ASSY

Dimension: 168" x 59"

Description:  
(1) snap port assembly (light gray). See [page 18](#) for assembly hardware.





Port Entrance Assembly

SKU PORT ENT-GR-ASSY

Dimension: 72" x 59"

Description:  
(1) port entrance (light gray), (4) port roller long set, (4) port roller short sets, and (2) pocket fillers



Port Front Assembly

SKU PORT FRONT-GR-ASSY

Dimension: 96" x 59"

Description:  
(1) port front (light gray), (4) port roller long set, (1) port cover kit, and (6) pocket fillers



Port Entrance

SKU PORT ENT-GR

Dimension: 72" x 59"

Description:  
(1) port entrance (light gray)



Port Front

SKU PORT FRONT-GR

Dimension: 96" x 59

Description:  
(1) port front (light gray)




Snap Port 80 Assembly

SKU SNAP PORT80-GR-ASSY

Dimension: 156" x 79"

Description:  
(1) snap port 80 assembly (light gray). See [page 19](#) for assembly hardware.




Port 80 Entrance Assembly

SKU PORT80 ENT-GR-ASSY

Dimension: 79" x 79"

Description:  
(1) port 80 entrance (light gray), (4) port roller long set, (4) port roller short sets, and (2) pocket fillers




Port 80 Front Assembly

SKU PORT80 FRONT-GR-ASSY

Dimension: 79" x 79"

Retail Price \$ 1475.00

Description:  
(1) port 80 front (light gray), (4) port roller long set, (1) port cover kit, and (6) pocket fillers




Port 80 Entrance

SKU PORT80 ENT-GR

Dimension: 79" x 79"

Retail Price \$ 961.00

Description:  
(1) port 80 entrance (light gray)



Port 80 Front

SKU PORT80 FRONT-GR

Dimension: 79" x 79"

Retail Price \$ 1303.00

Description:  
(1) port 80 front (light gray)




Snap Port Inline

SKU SNAP PORT INLINE-GR-ASSY

Dimension: 326" x 59"

Description:  
(1) snap port assembly (light gray). See [page 20](#) for assembly hardware.




Snap Port Extension Assembly

SKU SNAP PORT EXT-GR-ASSY

Dimension: 59" x 79"

Description:  
(1) snap port extension (light gray), (2) port coupler sets, (2) pocket fillers and (6) port roller long set




Snap Port Extension

SKU SNAP PORT EXT-GR

Dimension: 59" x 79"

Description:  
(1) snap port extension (light gray)





Pontoon Port Assembly

SKU PONTOON PORT-GR-ASSY

Dimension: 326" x 118"

Description:  
(1) pontoon port assembly  
(light gray). See [page 21](#) for  
assembly hardware.

# Connector Products



Coupler

SKU CPLR-GR

Dimension: N/A

Description:  
(1) coupler (light gray)



Full Coupler Set

SKU CPLR-SET-GR

Dimension: N/A

Description:  
(2) couplers (light gray), (1) long bolt, (1) coupler nut, and (1) drive tool



Female Half Coupler

SKU HALFCPLR-F-GR-ASSY

Dimension: N/A

Description:  
(1) female half coupler (light gray)



Male Half Coupler

SKU HALFCPLR-GR-ASSY

Dimension: N/A

Description:  
(1) male half coupler (light gray), (1) washer, and (1) nylon locknut




Port Coupler Set

SKU CPLR-PORT-GR

Dimension: N/A

Description:  
(2) couplers (light gray), (1) port coupler short bolt, (1) coupler nut, and (1) drive tool



Corner Gusset Bolt Kit

SKU CBOLT-KIT-GR

Dimension: N/A

Description:  
(4) corner gusset bolts, (4) coupler nuts, and (1) drive tool





Coupler Bolt Kit

SKU BOLT-KIT-GR

Dimension: N/A

Description:  
(1) coupler long bolt, (1) coupler nut, and (1) drive tool



Port Coupler Bolt Kit

SKU BOLT-S-KIT-GR

Dimension: N/A

Description:  
(2) port coupler short bolts, (2) coupler nuts, and (1) drive tool



Corner Gusset Bolt

SKU CBOLT-GR

Dimension: N/A

Description:  
(1) corner gusset bolt



Coupler Long Bolt

SKU BOLT-L-GR

Dimension: N/A

Description:  
(1) coupler long bolt



Drive Tool

SKU DRIVETOOL

Dimension: N/A

Description:  
(1) drive tool



Coupler Nut

SKU NUT-GR

Dimension: N/A

Description:  
(1) coupler nut



Port Coupler Short Bolt

SKU BOLT-S-GR

Dimension: N/A

Description:  
(1) port coupler short bolt





# Anchoring



Heavy Duty Pipe Bracket

SKU HD-BRKT-GR-ASSY

Dimension: N/A

Description:  
(1) heavy duty pipe bracket (light gray), and (2) full coupler sets



Light Duty Pipe Bracket

SKU LTD-BRKT-GR-ASSY

Dimension: N/A

Description:  
(1) light duty pipe bracket, and (1) full coupler set



Low Profile Pipe Bracket

SKU LOW-BRKT-GR-ASSY

Dimension: N/A

Description:  
(1) low profile pipe bracket, and (1) full coupler set



Piling Bracket

SKU PIL-BRKT-GR-ASSY

Dimension: N/A

Description:  
(1) piling bracket (light gray), (1) replaceable wear ring, (2) full coupler sets, and (4) pocket fillers




Standard Duty Pipe Bracket

SKU STD-BRKT-GR-ASSY

Dimension: N/A

Description:  
(1) standard duty pipe bracket (light gray), and (1) full coupler set




8" Galvanized Hinge Kit

SKU HINGE-KIT-GALV-S-ASSY

Dimension: N/A

Description:  
(1) 8" galvanized hinge kit, set of 2, and (2) male half couplers.




10" Galvanized Hinge Kit

SKU HINGE-KIT-GALV-ASSY

Dimension: N/A

Description:  
(1) 10" galvanized hinge kit, set of 2, and (2) male half couplers.




10" Stainless Steel Hinge Kit

SKU HINGE-KIT-SS-ASSY

Dimension: N/A

Description:  
(1) 10" stainless steel hinge kit, set of 2, and (2) male half couplers.




16" Galvanized Hinge Kit

SKU HINGE-KIT-GALV-XL-ASSY

Dimension: N/A

Description:  
(1) 16" galvanized hinge kit, set of 2, and (2) male half couplers.



Heavy Duty Galvanized Deadweight Bracket

SKU ANCR-ASSY-PIPE

Dimension: N/A

Description:  
(1) heavy duty galvanized deadweight bracket. Order with (4) male half couplers.



Pontoon Port Anchor Assembly

SKU PONTOON-FIX-ANCR-ASSY

Dimension: N/A

Description:  
(4) standard duty pipe brackets, (2) low-profile pipe brackets, and (4) male half couplers



Pontoon Port Floating Anchor Assembly

SKU PONTOON-FLT-ANCR-ASSY

Dimension: N/A

Description:  
(2) 10" galvanized hinge kits set of 2, (2) low profile pipe brackets, and (4) male half couplers.



### Pontoon Port Stainless Steel Anchor Assembly

SKU PONTOON-FLT-SS-ANCR-ASSY

Dimension: N/A

Description:  
(2) 10" stainless steel hinge kits set of 2, (2) low profile pipe brackets, and (4) male half couplers.



### Standard Duty Galvanized Deadweight Bracket

SKU ANCR-ASSY

Dimension: N/A

Description:  
(1) standard duty galvanized deadweight bracket. Order with (1) male half coupler.




### Stiff Arm Adapter

SKU STIF-ADPT

Dimension: N/A

Description:  
(1) stiff arm adapter



### Stiff Arm Assembly

SKU STIF-ASSY

Dimension: N/A

Description:  
(1) heavy duty galvanized deadweight bracket and (1) stiff arm adapter. Order with (4) male half couplers



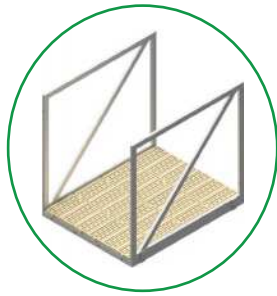
### " Z " Pipe Stand Off Bracket

SKU SO Z BRKT

Dimension: N/A

Description:  
(1) "z" pipe stand off bracket

# Gangways and Ramps




4' x 4' Modular Gangway

SKU GWAY-R-4x4

Dimension: 4' x 4'

Description:  
(1) 4' x 4' modular gangway and composite decking (snap decking)



4' x 8' Ramp

SKU RAMP-4x8

Dimension: 4' x 8'

Description:  
(1) 4' x 8' ramp and composite decking (snap decking)

# Accessories



2" Pipe Auger

SKU AUGER-2

Dimension: N/A

Description:  
(1) cast aluminum 2" pipe auger



4' Abutment Hinge

SKU HINGE-A4

Dimension: N/A

Description:  
(1) 4' abutment hinge




4' Gangway Hinge (3-Pocket)

SKU GHINGE-3P4-ASSY

Dimension: N/A

Description:  
(1) 3-pocket bolt-on dock hinge for a 4' gangway or ramp, (3) female half couplers




4' Gangway Roller Assembly

SKU GROLLER-4-KIT

Dimension: N/A

Description:  
(2) 4' gangway roller assembly and (2) bags of roller assembly hardware




Long Stainless Steel Axis

SKU SBAR-15

Dimension: N/A

Description:  
(1) long stainless steel axis




Port Cover Kit

SKU PORT COVER-GR-ASSY

Dimension: N/A

Description:  
(2) port covers (light gray), and (4) 5/16"-18 stainless 1-1/4" screws





Port Cover

SKU PORT COVER-GR

Dimension: N/A

Description:  
(1) port cover (light gray)



Port Roller Long Set

SKU ROLLER-L

Dimension: N/A

Description:  
(1) port roller wheel, (5) port spacers, (2) port roller plugs, and (1) long stainless steel axis



Port Roller Plug

SKU PLUG

Dimension: N/A

Description:  
(1) port roller plug



Port Roller Short Set

SKU ROLLER-S

Dimension: N/A

Description:  
(1) port roller wheel, (2) port spacers, (1) port roller plug, and (1) short stainless steel axis



Port Roller Wheel

SKU WHEEL

Dimension: N/A

Description:  
(1) port roller wheel




Port Spacer

SKU SPACER

Dimension: N/A

Description:  
(1) port spacer



Short Stainless Steel Axis

SKU SBAR-8

Dimension: N/A

Description:  
(1) short stainless steel axis



Bench Assembly

SKU BENCH-GR-ASSY

Dimension: N/A

Description:  
(1) bench assembly (light gray)



Dog Step Ladder Assembly

SKU DSTEP-ASSY

Dimension: N/A

Description:  
(1) dog step ladder



Entry Guard Assembly

SKU ENTRY GUARD-BLK-ASSY

Dimension: N/A

Description:  
(1) entry guard, and (6) 5/16" cleat screws




4-Step Retractable Ladder

SKU LADDER-4-ASSY

Dimension: N/A

Description:  
(1) 4-step retractable ladder, (2) J hooks, (2) female half couplers, and (1) bag of assembly hardware




Kayak Rack

SKU K-RACK

Dimension: N/A

Description:  
(1) kayak rack



Umbrella Stand Sleeve

SKU USTAND

Dimension: N/A

Description:  
(1) umbrella stand sleeve



8" Nylon Cleat

SKU CLEAT-8-ASSY

Dimension: N/A

Description:  
(1) 8" nylon cleat, and (2) 5/16" cleat screws



8" Solar Cleat Light

SKU SLR-CLEAT-8-ASSY

Dimension: N/A

Description:  
(2) 8" solar cleat lights



Breather Vent

SKU VENT-L-GR

Dimension: N/A

Description:  
(1) M12x1.5 vent



Bumper

SKU BUMPER-GR-ASSY

Dimension: N/A

Description:  
(1) bumper (light gray), (1) female half coupler, (1) washer, and (1) 3" stainless steel bolt



White Pocket Solar Light

SKU CPLR LITE WH

Dimension: N/A

Description:  
(1) white pocket solar lights, set of 2



Blue Pocket Solar Light

SKU CPLR LITE BL

Dimension: N/A

Description:  
(1) blue pocket solar lights, set of 2




Amber Pocket Solar Light

SKU CPLR LITE AM

Dimension: N/A

Description:  
(1) amber pocket solar lights, set of 2



In-Water Installation Tool

SKU SNAP INSTALL

Dimension: N/A

Description:  
(1) in-water installation tool



Pocket Filler

SKU PFILL-GR

Dimension: N/A

Description:  
(1) pocket filler (light gray)




Piling Bracket Wear Ring

SKU RING20X3

Dimension: N/A

Description:  
(1) piling bracket wear ring (black)

# Hardware Products




1" Stainless Steel Bolt

SKU BOLT-1

Dimension: N/A

Description:  
(1) 5/8"-11 stainless steel bolt x 1"




1.25" Stainless Steel Bolt

SKU BOLT-1.25

Dimension: N/A

Description:  
(1) 5/8"-11 stainless steel bolt x 1-1/4"




1.50" Stainless Steel Bolt

SKU BOLT-1.5

Dimension: N/A

Description:  
(1) 5/8"-11 stainless steel bolt x 1-1/2"




1.75" Stainless Steel Bolt

SKU BOLT-1.75

Dimension: N/A

Description:  
(1) 5/8"-11 stainless steel bolt x 1-3/4"




2" Stainless Steel Bolt

SKU BOLT-2

Dimension: N/A

Description:  
(1) 5/8"-11 stainless steel bolt x 2"



3" Stainless Steel Bolt

SKU BOLT-3

Dimension: N/A

Description:  
(1) 5/8"-11 stainless steel bolt x 3"






Cleat Screw

SKU SCREW-CLT

Dimension: N/A

Description:  
(2) 5/16"-18 stainless 2"  
cleat screws




Port Cover Screw

SKU SCREW-COV

Dimension: N/A

Description:  
(2) 5/16"-18 stainless 1-1/4"  
port cover screws



Stainless Steel Washer

SKU WASHER

Dimension: N/A

Description:  
(1) 18-8 stainless steel washer for  
5/8" screw size, 0.688" ID 1-1/2"  
OD




Stainless Steel Lock Washer

SKU WASHERL

Dimension: N/A

Description:  
(1) 18-8 stainless steel lock washer  
for 5/8" screw size, 0.688" ID  
1-1/2" OD



Nylon Locknut

SKU LOCKNUT-N

Dimension: N/A

Description:  
(1) 5/8"-11 thread size nylon  
locknut

# 8 Year Limited Warranty

## 1. Limited Warranty Coverage

Snap Dock (“Manufacturer”) warrants to the original purchaser (“Purchaser”) of the Snap Dock Floating Dock System and its various products (“Product”) that, subject to the terms, conditions, and limitations set forth herein, that Flotation Products, including dock sections, PWC Port sections, etc. will be free from defects in materials (i.e. cracks, breakage, and leaks caused by defects in material) and workmanship under normal use and service for a period of eight (8) years from the original date of purchase (“Warranty Period”).

In addition, Accessories will have a one (1) year limited warranty from the original date of purchase (“Warranty Period”).

## 2. Product Registration Procedure

Buyer needs to register their new Product within 90 days from delivery to activate the 8-year limited warranty by completing the following steps:

2.1 Visit our product registration form on our website, labeled “Product Registration” under the “Resources” tab.

2.1.1 Product Registration Card can be found in the Owner’s Manual to be filled out and sent in by mail to the address below:

**Snap Dock**  
**2115 Rexford Rd.**  
**Suite 215**  
**Charlotte, NC 28211**

2.2 Complete the online registration form, providing your name, contact information, product details, and images of Product installation.

2.3 Submit the registration form. You will receive a confirmation email once your registration is complete.

2.4 Keep your proof of purchase and warranty confirmation email in a safe place. You will need these documents if you ever need to make a warranty claim.

## 3. Warranty Conditions

This limited warranty is non-transferable and applies only to the original Purchaser. The warranty is conditional upon proper installation, use, maintenance, and inspection in accordance with the Manufacturer’s instructions and recommendations, as well as applicable local laws and regulations.



#### 4. Warranty Exclusions

This limited warranty does not cover:

a. Normal wear and tear, including but not limited to improper installation; b. Damage caused by acts of God, including but not limited to storms, floods, lightning, and earthquakes; c. Damage caused by accidents, misuse, abuse, negligence, or failure to follow the Manufacturer's instructions and recommendations; d. Damage caused by animals or aquatic life e. Damage caused by vandalism or theft; f. Damage caused by any unauthorized modifications or repairs to the Product; g. Damage caused by the use of incompatible accessories or components; h. Damage caused by settling, shifting, or movement of the ground, water, ice, or any other supporting structure; i. Labor or shipping costs for the removal, reinstallation, or replacement of the Product or any of its components.

#### 5. Limited Remedy

In the event of a defect in materials or workmanship during the Warranty Period, the Manufacturer, at its sole discretion, will either:

a. Repair the defective Product or component with repair kit; b. Replace the defective Product or component with a replacement that is shipped at the Buyer's and repaired and/or replaced products to the site; or c. Credit the original purchase price of the defective Product or component.

Any repaired or replaced Product or component will be warranted for the remainder of the original Warranty Period or ninety (90) days, whichever is longer.

#### 6. Warranty Claim Procedure

To make a claim under this limited warranty, the Purchaser must:

The Purchaser must notify the Manufacturer of an alleged defect by completing the Claimant Online Submission Form within thirty (30) days of discovering the defect. The submission should include a description of the defect and proof of the original purchase date. The Manufacturer will issue a Warranty Claim Number (WCN) to the Purchaser upon receipt of the completed Claimant Online Submission Form. After issuing the WCN, the Manufacturer will determine, at its sole discretion, whether to repair or replace the failed product. Shipping is the sole responsibility of the Purchaser. The warranty on Flotation products is prorated. After the first year and each subsequent year, the implied product value will be reduced by 12.5% of the original purchase price until the warranty expires after eight years.



## **7. Limitation of Liability**

To the extent permitted by law, the Manufacturer's liability under this limited warranty shall be limited to the repair, replacement, or credit of the defective Product or component as provided herein. In no event shall the Manufacturer be liable for any incidental, consequential, or special damage arising from the use, inability to use, or malfunction of the Product, even if the Manufacturer has been advised of the possibility of such damages.

## **8. No Other Warranties**

This limited warranty is the sole and exclusive warranty provided by the Manufacturer for the Product and supersedes any prior warranties, whether written or oral. No other warranties, express or implied, including but not limited to any warranties of merchantability or fitness for a particular purpose, are provided by the Manufacturer. No agent, distributor, dealer, or other party is authorized to make any warranties on behalf of the Manufacturer or to modify the terms of this limited warranty.

## **9. Governing Law**

This limited warranty shall be governed by and construed in accordance with the laws of the state of Indiana. Any disputes arising out of or relating to this limited warranty shall be resolved by arbitration or in a court of competent jurisdiction located in the state of Indiana.

## **10. Severability**

If any provision of this limited warranty is found to be unenforceable or invalid, that provision shall be severed from this limited warranty, and the remainder of this limited warranty shall continue in full force and effect.

## **11. Modification or Waiver**

No modification or waiver of any provision of this limited warranty shall be effective unless it is in writing and signed by an authorized representative of the Manufacturer. The failure of the Manufacturer to enforce any provision of this limited warranty shall not be construed as a waiver of such provision.

## **12. Transfer of Warranty**

This limited warranty is non-transferable and applies only to the original Purchaser. Any transfer or assignment of this limited warranty or any rights or obligations hereunder shall be null and void.

## **13. Entire Agreement**

This limited warranty constitutes the entire agreement between the Manufacturer and the Purchaser concerning the Product and supersedes all prior or contemporaneous communications, understandings, or agreements, whether written or oral, relating to the Product. No additional terms or conditions shall be binding upon the Manufacturer unless expressly agreed to in writing by an authorized representative of the Manufacturer.

By purchasing the Product, the Purchaser acknowledges that they have read, understood, and agree to be bound by the terms and conditions of this 8-Year Limited Warranty.





# Gallery



Mississippi




Washington



Ontario



Bahamas



Ontario



New Jersey




New Jersey



# The New Decking Standard


Snap  
Decking







Credits: Harbor Outfitters  
Edited: Shane Pruitt



1-800-483-5205  
sales@snapdock.com  
snapdock.com

11405 N. Pennsylvania Street,  
Ste. 106,  
Carmel, IN, 46032,  
United States

